

EBC Sunday School Curriculum Download Basics

Last Updated: August 23, 2011

N

You will be sent an email from Orange (formerly Rethink) that will include information on how to activate your account. That includes connecting to the web address they provide and then logging in using the user name and password which is also included in the email. Once you login, they will have you select your own user name and password. This document assumes that you have activated your account.

After you activate your account, logout and go back to the login page and save it to your favorites. If you are not familiar with or don't use favorites don't worry. This document will tell you how to get there!


You can go directly to the Orange login page via the following link:

<https://secure.rethinkgroup.org/v2/login/?prod=252B>

It is recommended that you save this to your favorites.

Another way to get there!

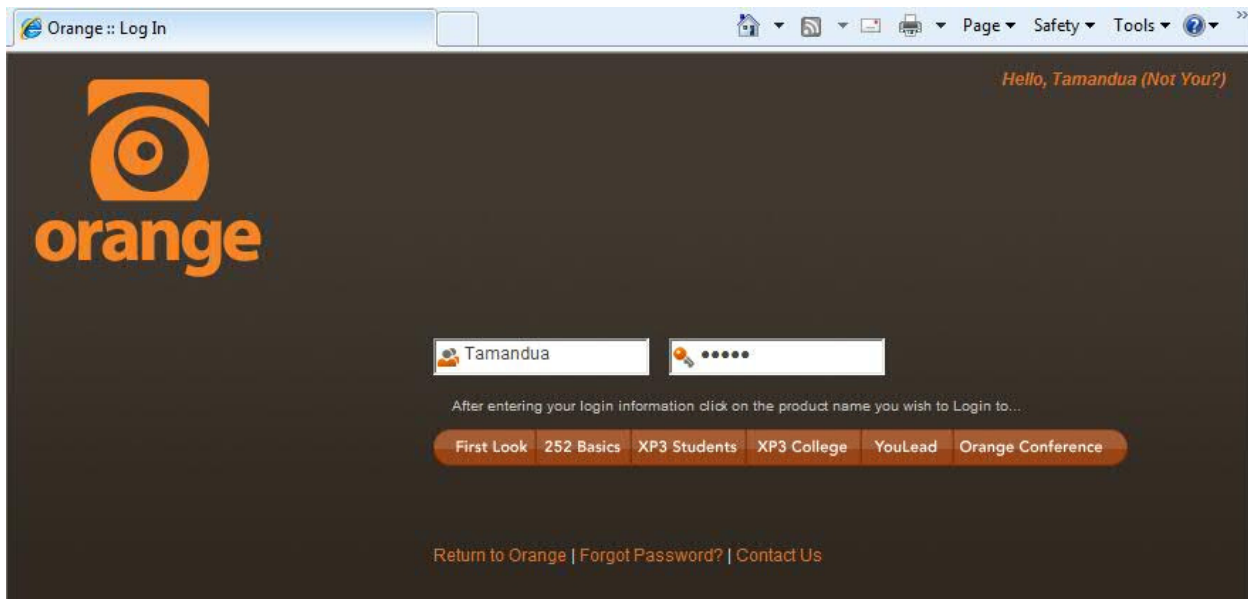
Because the above link is hard to remember and some folks do not use favorites, here is another way to get to the login page. Go to Orange's main site at www.whatisorange.org and you will see the following page:



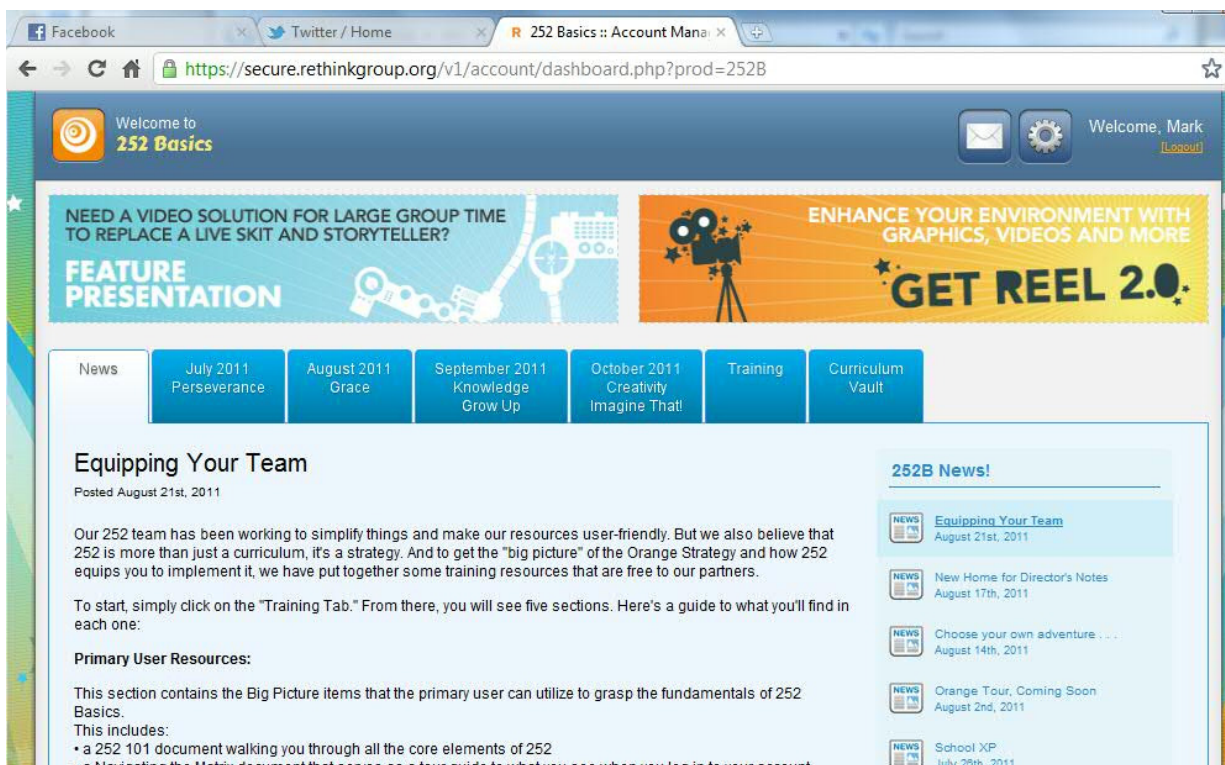
EBC Sunday School Curriculum Download Basics

Last Updated: August 23, 2011

From the Orange homepage, click on the LOGIN button in the top right corner which will take you to the login page. (NOTE: Do you Facebook or Twitter? If you do, go ahead and click on the Facebook icon next to the LOGIN button on Orange's homepage and LIKE it and/or click on the Twitter link and follow Orange!)



From the Orange Login Page, enter your login information and then click on the product name you wish to Login to. **First Look** is the preschool product and **252Basics** is the grade school product. For purposes of this document, we are using 252Basics.



Once logged in, you will be on the **News** tab. Click on the tab of the month that you will be serving to get to the following page:

EBC Sunday School Curriculum Download Basics
Last Updated: August 23, 2011

The screenshot shows a web browser window with the URL <https://secure.rethinkgroup.org/v1/account/dashboard.php?prod=252B>. The page header includes a welcome message "Welcome to 252 Basics" and a user profile "Welcome, Mark [Logout]". Below the header are two promotional banners: "NEED A VIDEO SOLUTION FOR LARGE GROUP TIME TO REPLACE A LIVE SKIT AND STORYTELLER? FEATURE PRESENTATION" and "ENHANCE YOUR ENVIRONMENT WITH GRAPHICS, VIDEOS AND MORE GET REEL 2.0". A navigation bar contains buttons for "News", "July 2011 Perseverance", "August 2011 Grace", "September 2011 Knowledge Grow Up", "October 2011 Creativity Imagine That!", "Training", and "Curriculum Vault". The main content area displays "USAGE GUIDELINES FOR SUBSCRIBING ORGANIZATIONS AND LICENSEES".

**USAGE GUIDELINES
FOR SUBSCRIBING ORGANIZATIONS AND LICENSEES**

GENERAL GUIDELINES:

These guidelines supplement the reThink Content License Agreement and Amber Sky Records License Agreement. Your Organization's use of reThink content must comply with these guidelines and the applicable agreement. Capitalized terms in these guidelines are defined in the respective agreement.

Access to and use of the Content and Trademarks is restricted to employees and volunteers of the subscribing Organization solely to conduct your Organization's ministry program.

Any Content which is not expressly designated by reThink as "editable" may not be revised, edited, or otherwise adapted. Certain adaptation and development rights may be available under a Developer's License.

POSTING ANY RETHINK CONTENT OR TRADEMARKS, IN WHOLE OR IN PART, ON UNSECURED OR PUBLIC WEB SITES (E.G. YOU TUBE) AND USE OF ANY RETHINK CONTENT OR TRADEMARKS IN FOR-SALE OR COMMERCIAL PRODUCTS OR SERVICES ARE STRICTLY PROHIBITED AND WILL AUTOMATICALLY VOID YOUR LICENSE. "Refrigerator Door" and "GodTime" parenting materials that are expressly designated by reThink as versions to be emailed to parents may be posted to your Organization's website.

DOWNLOADABLE TEXT AND IMAGES:

[Accept Usage Guidelines and Continue](#) [Download PDF](#)

Read the **Usage Guidelines** and then click the **Accept Usage Guidelines and Continue** button.

EBC Sunday School Curriculum Download Basics

Last Updated: August 23, 2011

spent time studying God's word, and that He grew in His relationship with God, in His ability to make wise choices and in His ability to love others.

So, we'll start the first week learning with the 12-year-old Jesus as He listens and asks questions in the Temple (Luke 2:41-52). I love how one translation says that Jesus had to be about His father's business. Bottom Line: **Since God knows everything, I should discover what God says.**

Next, we'll see how Jesus was baptized by John the Baptist (Luke 3:21-23). Did you know that Matthew actually says Jesus had to remind a protesting John that this was part of God's plan and it was the right thing to do? Bottom Line: **When I discover what God says, it helps me trust Him more.**

Then comes a low point in the story—Jesus being tempted in the Desert by the devil (Luke 4:1-13). He was able to use what He knew, and He was filled with God's power to choose what was best, not easiest or quickest. Bottom Line: **When I discover what God says, I can make wiser choices.**

Finally, we'll come full circle with Jesus as an adult teaching in the Synagogue of His hometown (Luke 4:14-30). What a surprising twist for the people who knew Him when He reads from Scripture and says He's the one they've been waiting for, then leaves to start His ministry of healing and hope. Bottom Line: **When I discover what God says, I know how I should treat others.**

This month, as we talk about knowledge, we aren't just talking about learning more. It's not how much you know, it's *what* you know (and *who* you know) that really matters! When we look at the life of Jesus, we see three main things we need to know.

252 GROUPS **252 FX** **252 HOME** Operation Christmas Child 1-Click Download

Ideal for larger churches that separate their children's ministry large group by K-3 and 4-5, and small groups by K-1, 2-3 and 4-5

Expanded Compact

- ▶ Start Here
- ▶ 252 Groups_Expanded (Large Group for K_3 and 4_5)
- ▶ Small Groups K_1 (can be used for 252 Expanded or 252 Compact)
- ▶ Small Groups 2_3 (can be used for 252 Expanded or 252 Compact)
- ▶ Small Groups 4_5 (can be used for 252 Expanded or 252 Compact)
- ▶ 252 Home (Resources for Parents and Kids)
- ▶ Create Your Environment: Visuals
- ▶ Create Your Environment: Music
- ▶ Additional Resources

Everyone should take the time to read the editor's notes right below the tabs near the top of the page. It will never take you more than two minutes to read (so no excuses!).

After reading the editor's notes, click on the RIGHT ARROW icon to the left of **Start Here** section. Classroom teachers will want the small group materials (filenames start with SG) for the appropriate grades they will be teaching (the second part of the filename. Large group materials have names starting with LG (as you may have guessed). **Supply Lists** will tell you everything you need for the month and **Tech Sheets** are detailed overviews of the large group part of Sunday school.

EBC Sunday School Curriculum Download Basics

Last Updated: August 23, 2011

When you are done, click the **DOWN ARROW** to close the section.

The new format is great if you are used to spreadsheets (like Microsoft Excel) and comfortable with the computer. They have set it up so you can enter the number of kids in your class and it will create a list of all the items you will need for the month on the last tab of the spreadsheet. If what I said made no sense to you, ask your kids or grandkids for assistance. We can also do a training session if you would like.

EBC Sunday School Curriculum Download Basics

Last Updated: August 23, 2011

Classroom Teachers (Small Groups)

Click the **RIGHT ARROW** next to the **Small Groups** section for your age group.

The screenshot shows a web browser window with the URL <https://secure.rethinkgroup.org/v1/account/dashboard.php?prod=252B>. The page features a navigation bar with buttons for '252 GROUPS', '252 FX', '252 HOME', and 'Operation Christmas Child'. A '1-Click Download' button is also present. Below the navigation bar, there is a section for 'Small Groups K_1 (can be used for 252 Expanded or 252 Compact)' with a 'Download Panel' button. The main content area is organized into a table with columns for 'PDF', 'Word', and 'Activity Pages'. The table lists materials for four weeks, with each week having a PDF document, a Word document, and an Activity Page. The file names and sizes are provided for each document.

	PDF	Word	Activity Pages
Week 1	11Sep_SmGrp_K1_Week1 (1.02 MB)	11Sep_SmGrp_K1_Week1 (115.01 KB)	11Sep_ActivityPg_... (428.38 KB)
Week 2	11Sep_SmGrp_K1_Week2 (1.04 MB)	11Sep_SmGrp_K1_Week2 (62 KB)	11Sep_ActivityPg_... (553.85 KB) 11Sep_ActivityPg_... (848.62 KB)
Week 3	11Sep_SmGrp_K1_Week3 (0.99 MB)	11Sep_SmGrp_K1_Week3 (57.5 KB)	11Sep_ActivityPg_... (916.17 KB)
Week 4	11Sep_SmGrp_K1_Week4 (1.02 MB)	11Sep_SmGrp_K1_Week4 (62.5 KB)	11Sep_ActivityPg_... (1.1 MB)

The materials for each week are divided by rows on this page. You can download materials individually or get a Zip file of the whole month by clicking the **Download Panel** button.

Small Group PDF and Word Documents are essentially the same material in two different formats. Each provides the same details for your classroom time on any given Sunday broken down into two sections. The first section, **PLUG IN**, covers from when the kids arrive to their time in the big group. The second section, **CATCH ON**, covers the remainder of their time in class.

Activity Pages PDF Documents are the printed materials you will need for your class as referenced to in the above documents.

EBC Sunday School Curriculum Download Basics

Last Updated: August 23, 2011

To view any of the documents, simply click on it and then select whether you want to OPEN (view now) or SAVE the document on your computer. In most cases you will probably want to open it and print it out. For activity pages that require several copies, you can print additional copies, or print one and make copies at the church.

When you are done, click the DOWN ARROW to close the section.

Drama and Worship Leaders (Large Groups)

Click the RIGHT ARROW next to the **252 Groups_Expanded (Large Group for K_3 and 4_5)** section.

The screenshot shows a web browser window with the URL <https://secure.rethinkgroup.org/v1/account/dashboard.php?prod=252B>. The page title is "252 Groups_Expanded (Large Group for K_3 and 4_5)". A "Download Panel" button is located in the top right corner. The main content area is organized into a grid of rows and columns. Each row represents a week, and each column represents a different type of material. The columns are labeled "PDF", "Word", "Large Group Visual", and "Bible Story Outlines". The rows are labeled "LG K_3 Week 1", "LG K_3 Week 2", "LG K_3 Week 3", "LG K_3 Week 4", "LG 4_5 Week 1", "LG 4_5 Week 2", and "LG 4_5 Week 3". Each cell in the grid contains a file icon (PDF or DOC) and a filename with its size. For example, the first row contains files for "11Sep_LgGrp_K3_Week1" (1.14 MB PDF), "11Sep_LgGrp_K3_Week1" (111 KB Word), "11Sep_LgGrp_Visua..." (10.35 MB PDF), and "11Sep_StoryOutlin..." (55 KB DOC).

The materials for each week are divided by rows on this page. You can download materials individually or get a Zip file of the whole month by clicking the **Download Panel** button.

EBC Sunday School Curriculum Download Basics

Last Updated: August 23, 2011

Large Group PDF and Word Documents are essentially the same material in two different formats. Each provides the same details for the large group time on any given Sunday. As an important note, if the worship leaders and drama people are separate groups or individuals, they need to coordinate any deviations from the scripts in advance of Sunday morning.

Large Group Visuals PDF Documents are the printed materials you will need for the large group as referenced to in the above documents

Bible Story Outlines are, well, outlines for the Bible story. All kidding aside, these are great for keeping you on point and will help ensure your story time uses the Orange framework required to keep the classroom activities in sync with the big group time.

To view any of the documents, simply click on it and then select whether you want to OPEN (view now) or SAVE the document on your computer. In most cases you will probably want to open it and print it out.

When you are done, click the DOWN ARROW to close the section.

Worship leaders will also want to check out the **Create your Environment: Music** section for additional downloads by clicking the appropriate RIGHT ARROW next to this section.

Ideal for larger churches that separate their children's ministry large group by K-3 and 4-5, and small groups by K-1, 2-3 and 4-5

Expanded Compact

Start Here

252 Groups_Expanded (Large Group for K_3 and 4_5)

Small Groups K_1 (can be used for 252 Expanded or 252 Compact)

Small Groups 2_3 (can be used for 252 Expanded or 252 Compact)

Small Groups 4_5 (can be used for 252 Expanded or 252 Compact)

252 Home (Resources for Parents and Kids)

Create Your Environment: Visuals

Create Your Environment: Music Download Panel

Full Mix Full Track Track w/o BGVs CCLI Numbers Lyrics

Monthly Virtue Song

MP3 GrowUp_FullMix (5.1 MB)

MP3 GrowUp_FullTrak (4.9 MB)

MP3 GrowUp_TrakNoVox (4.9 MB)

PDF CCLI_Numbers_05 (33.94 KB)

DOC GrowUp_Lyrics (25.5 KB)

Any available music for the month is usually available with options such as:

EBC Sunday School Curriculum Download Basics

Last Updated: August 23, 2011

- Full Mix
- With Background Vocals
- Without Background Vocals

They also include downloads for lyrics and the CCLI #s for the music.

Again, you can download materials individually or get a Zip file containing all of them by clicking the ***Download Panel*** button.

These files are in MP3 format. If you need help making a CD or using these files, let us know and we would be glad to help you!

When you are done, click the DOWN ARROW to close the section.

And that should do it! Simply close the DOWNLOAD PAGE window and click Log Out and you should have everything you need to get rolling.

EBC Sunday School Curriculum Download Basics

Last Updated: August 23, 2011

The above walk through used the 252Basics program from Orange. The First Look program is identical in terms of navigation, but the materials layout is a little different. Here is a screen shot of the First Look Download Page.



We will work on adding more detail to this document as it relates to this program in the upcoming weeks.

In the meantime, if you have any question or comments about this document or the downloading of materials, please feel free to contact me directly (and save Mindy a call). You can call or send me an email anytime.

Mark Johnston
mark.johnston@acs-inc.com
503-873-1976 (weekdays) ← if this works for you, this is preferred by me
503-873-8928 (home)
503-910-4500 (cell)

God bless us indeed!